






# CANVAS TRAINING LEVEL 1





HELLO!

I am \_\_\_\_\_

I am here to assist you with your professional learning needs. I have been an ITRT with Norfolk Public Schools for the last \_\_\_\_\_ years. I currently provide services to \_\_\_\_\_ and \_\_\_\_\_.


You can find me at: **add your email**



@

WHO'S  
IN?



Jessica Olsen  
jolsen@nps.k12.va.us  
 @JolsenITRT

Terese Toth  
ttoth@nps.k12.va.us

WHAT'S  
NEW?




# Meet your Canvas Training Team Bitmoji Style

Pandora Fifer  
pfifer@nps.k12.va.us



How ya feelin'?

Kim Brunson  
kbrunson@nps.k12.va.us  
 @kcbrunson09



TALK  
soon



# HOW DOES IT ALL WORK TOGETHER?

## Blended Learning

Canvas  
*Asynchronous*

Live Instruction  
*Synchronous*

**NPS.Instructure**

Virtual Virginia

Zoom

Face to Face

Content & Assignments

Google Apps

Outreach Course/  
Growing with Canvas

Resource  
Sites  
Teachers  
Typically use

#GoOpenVA

Pinterest

TPT

# OBJECTIVES:

## The educator should be able to:

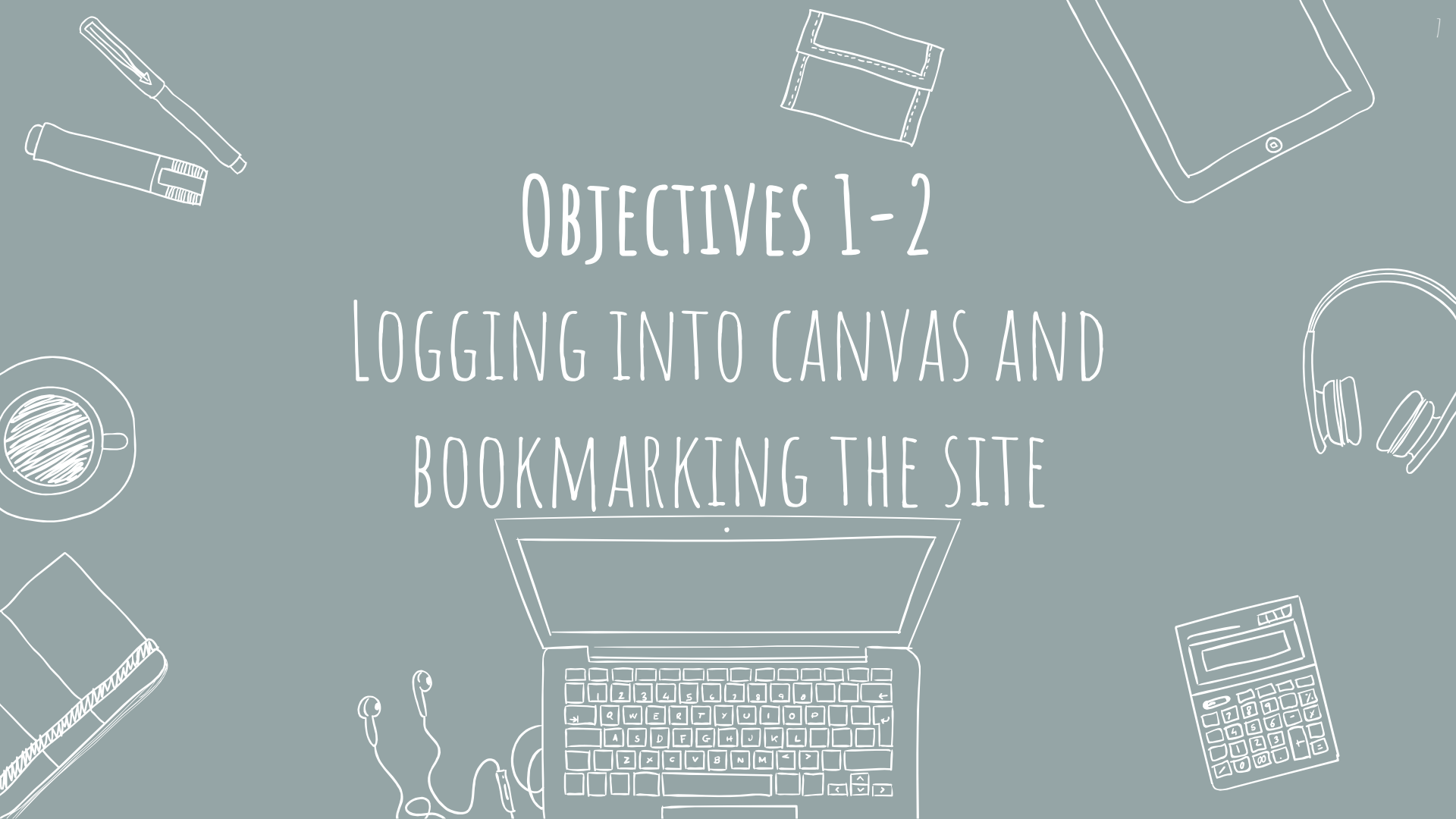
1. [Locate the Login Screen for Canvas](#)
2. [Saving the Login Screen as a Bookmark](#)
3. [Navigate Account Settings and Options](#)
4. [Navigating the Dashboard](#)
5. [Find Global Announcements \(if they are available\)](#)
6. [See the Items That Need Grading in the To Do List](#)
7. [Review their “Coming Up” Announcements](#)
8. [Viewing Courses and View Settings](#)



[Frequently Asked Questions \(FAQs\)](#)

# OBJECTIVES 1-2

## LOGGING INTO CANVAS AND BOOKMARKING THE SITE



Navigate to : <https://nps.instructure.com>

Type in your NPS Credentials (yes, your entire email address)

Click, "Sign in"







it

✕

### Edit bookmark

Name

Folder

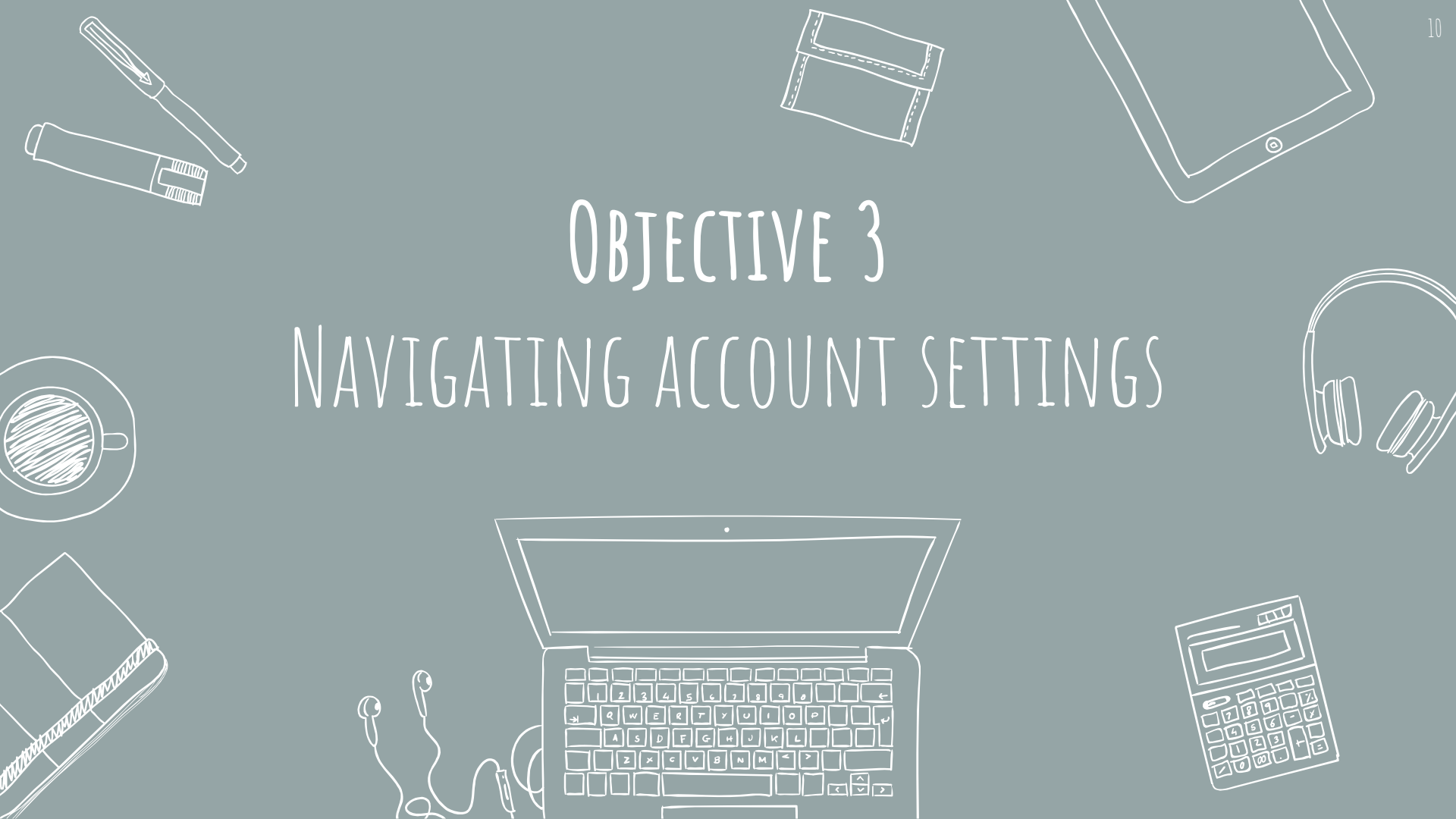
[More...](#) [Done](#) [Remove](#)

✕

✕

# OBJECTIVE 3

## NAVIGATING ACCOUNT SETTINGS





Account



Jessica Olsen

Logout



Dashboard



Courses



Calendar



Inbox



Commons



Help

[Notifications](#)

[Profile](#)

[Files](#)

[Settings](#)

[ePortfolios](#)

[Shared Content](#)

[QR for Mobile Login](#)

x

11

[Click Here to View a Navigating Tutorial Video from Canvas](#)

## Notification Preferences

Notify me right away     
  Send daily summary     
  Send weekly summary     
  Do not send me anything

Logout

-  Account
-  Dashboard
-  Courses
-  Calendar
-  Inbox
-  Commons
-  Help

**Notifications**

- [Profile](#)
- [Files](#)
- [Settings](#)
- [ePortfolios](#)
- [Shared Content](#)
- [QR for Mobile Login](#)

**[Click here to View a "Notification Preferences" Tutorial Video](#)**

Course Activities	
Due Date	<input type="checkbox"/> <input type="checkbox"/> <input checked="" type="checkbox"/> <input type="checkbox"/>
Grading Policies	<input type="checkbox"/> <input type="checkbox"/> <input checked="" type="checkbox"/> <input type="checkbox"/>
Course Content	<input type="checkbox"/> <input type="checkbox"/> <input type="checkbox"/> <input checked="" type="checkbox"/>
Files	<input type="checkbox"/> <input type="checkbox"/> <input type="checkbox"/> <input checked="" type="checkbox"/>
Announcement	<input checked="" type="checkbox"/> <input type="checkbox"/> <input type="checkbox"/> <input type="checkbox"/>
Announcement Created By You	<input type="checkbox"/> <input type="checkbox"/> <input type="checkbox"/> <input checked="" type="checkbox"/>

Email Address	
jolsen@nps.k12.va.us	
<input type="checkbox"/> <input type="checkbox"/> <input checked="" type="checkbox"/> <input type="checkbox"/>	
<input type="checkbox"/> <input type="checkbox"/> <input checked="" type="checkbox"/> <input type="checkbox"/>	
<input type="checkbox"/> <input type="checkbox"/> <input type="checkbox"/> <input checked="" type="checkbox"/>	
<input type="checkbox"/> <input type="checkbox"/> <input type="checkbox"/> <input checked="" type="checkbox"/>	
<input checked="" type="checkbox"/> <input type="checkbox"/> <input type="checkbox"/> <input type="checkbox"/>	
<input type="checkbox"/> <input type="checkbox"/> <input type="checkbox"/> <input checked="" type="checkbox"/>	



Jessica Olsen



Logout

[Jessica Olsen](#) > [Files](#) > profile pictures

Search for files



0 items selected

+ Folder

Upload

- MyFiles
  - profile pictures
  - Your Guided Course Template



Drop files here to upload

or choose files

Name	Date Created	Date Modified	Modified By	Size
------	--------------	---------------	-------------	------

This folder is empty

0% of 52.4 MB used



Account



Dashboard



Courses



Calendar



Inbox



Commons



Help

Notifications

Profile

Files

Settings

ePortfolios

Shared Content

QR for Mobile Log



Jessica Olsen

Logout



Account



Dashboard



Courses



Calendar



Inbox



Commons



Help

[Notifications](#)

[Profile](#)

[Files](#)

[Settings](#)

[ePortfolios](#)

[Shared Content](#)

[QR for Mobile Login](#)



## Jessica Olsen's Settings

Full Name:\*

Jessica L. Olsen

This name will be used for grading.

Display Name:

Jessica Olsen

People will see this name in discussions, messages and comments.

Sortable Name:

Olsen, Jessica L.

This name appears in sorted lists.

Language:

English (US)

This will override any browser or account settings.

Time Zone:

Eastern Time (US & Canada) (-)

Password:

Change Password

Cancel

Update Settings

### Ways to Contact

#### Email Addresses

jolsen@nps.k12.va.us ★

+ [Email Address](#)

#### Other Contacts

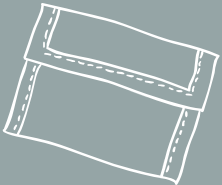
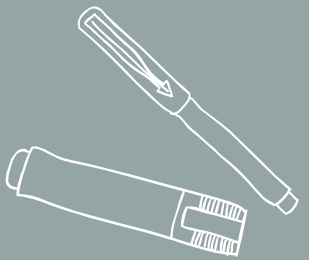
Type

+ [Contact Method](#)

Edit Settings

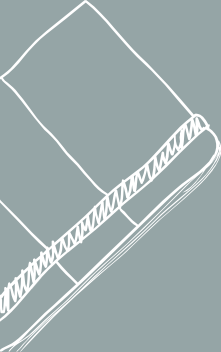
↓ Download Submissions

↓ Download Course Content



# OBJECTIVE 4

## NAVIGATING THE DASHBOARD





Account



Dashboard



Courses



Calendar



Inbox



Commons



Help

### Published Courses (1)

You can create a "Nickname" for your course and select a color as well.

Coming Up [View Calendar](#)  
Nothing for the next week  
[Start a New Course](#)  
[View Grades](#)

All of the courses that you are currently enrolled in (date specific) will be displayed on your dashboard. You can edit the display properties of your courses by clicking on the kabob (three dots).





# OBJECTIVES 5-7

## LOCATING GLOBAL ANNOUNCEMENTS AND THE "TO DO" LIST



Nothing for the next week

[Start a New Course](#)

[View Grades](#)

To Do



Account



Dashboard



Courses



Calendar



Inbox



Commons



Help

## Published Courses (1)



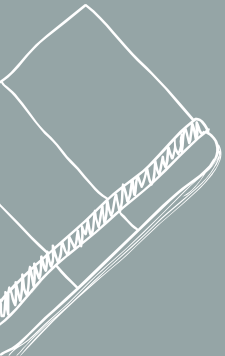
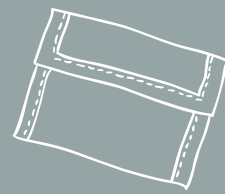
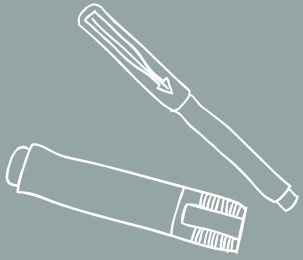
[NPS Canvas Training Level 1](#)  
[NA-COURSE-TEMPLATE](#)









## Unpublished Courses (0)

No courses to display

# OBJECTIVE 8

## VIEWING COURSES



-  Courses
-  Account
-  Dashboard
-  Courses
-  Calendar
-  Inbox
-  Commons
-  Help

## Courses



### Published Courses


[NPS Canvas Training Level 1](#)

[All Courses](#)

Welcome to your courses! To customize the list of courses, click on the "All Courses" link and star the courses to display.

## All Courses

[Browse More Courses](#) [+ Course](#)

Course	Nickname
 <a href="#">■ <u>Your Guided Course Template</u></a>	NPS Canvas Training Level 1

## FREQUENTLY ASKED QUESTIONS (FAQS)

### **Will we be able to link to our Google Classrooms in Canvas?**

*You will be able to use your Google Apps content in Canvas (Slides, Docs, Forms). This will be covered in a future training.*

### **Will Pre-K be using Canvas?**

*Pre-K 4 will be using "Creative Curriculum Cloud"*

*Pre-K 3 will be using Canvas*

### **Will we be able to use the pages we create in a free Canvas account in our NPS account?**

*There is a way to merge accounts, but we cannot promise that it will merge your information successfully at this time. You may be able to share the information to yourself. We may need to revisit this question at another point in time.*

### **What add-ons (Nearpod, Peardeck, Kahoot, Quizziz, Gimkit, Wizer.me, EdPuzzle) can be used with Canvas?**

*We are working to find out more information. We will contact you when we know more.*

### **What is the difference between Virtual Virginia and Canvas?**

*Canvas is a Learning Management System (LMS). It is the umbrella for many other institutions. Virtual Virginia is an institution just like Norfolk Public Schools or perhaps a college or university is an institution. Virtual Virginia uses the Canvas Platform to house its content.*

# FREQUENTLY ASKED QUESTIONS (FAQS) - CONTINUED

## **Will there be training for parents and students?**

*At this time we do not have training opportunities for parents and students. There are many instructional videos that have been created by Canvas to walk parents and students through the platform.*

## **When will level 2 and 3 training be offered?**

*We are currently waiting for teachers to have access to Canvas. Once all teachers have been loaded to the platform, we can begin scheduling more advanced training sessions.*

# Everything is hard before it is easy.

- Johann Wolfgang von Goethe



# INSTRUCTIONAL VIDEOS

✗ Instructional Videos for Pre-K - 2

✗ Camp Canvas

- Curated by Prince William County Schools (PWCS)
  - Skip day 1 (content for PWCS teachers only)
  - Days 2, 4, and 9 - review this Canvas Level One Training

✗ Instructional Video

- longer video shows you how to create a customized home page.





# THANKS!



## Any questions?

YOU CAN FIND US AT:

**Jessica Olsen**

[jolsen@nps.k12.va.us](mailto:jolsen@nps.k12.va.us)

**Kim Brunson**

[kbrunson@nps.k12.va.us](mailto:kbrunson@nps.k12.va.us)

**Pandora Fifer**

[pfifer@nps.k12.va.us](mailto:pfifer@nps.k12.va.us)

**Terese Toth**

[ttoth@nps.k12.va.us](mailto:ttoth@nps.k12.va.us)



**Please fill out the evaluation of this session! It helps  
us deliver future content for you!**

<https://bit.ly/NPS-CanvasL1>

## CREDITS

Special thanks to all the people who made and released these awesome resources for free:

- ✘ Presentation template by [SlidesCarnival](#)
- ✘ Photographs by [Unsplash](#)